

Classic Mag Locks (3 or 6 x AA Batteries)



Part No: **LCU**
LCU T2 Module (Type 2 installation)

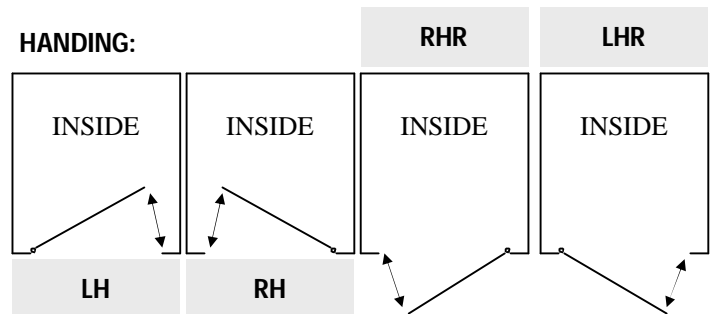
***This part is serviceable by our repair centre. Please remove all cables before returning for repair.**

* Depending upon the condition of the returned reader a pre serviced exchanged unit may be supplied in lieu of the original item.




Part No: **LOCKCASE**

HANDING:




* This part is serviceable by our repair centre. Please specify handling required to be returned



Part No: **CM**
Control module
(Item may vary in appearance slightly due to production changes.)

***This part is serviceable by our repair centre, however if found to be unserviceable an LCU T2 Card Reader kit (with built in control module) will be sent back to the customer with all necessary cables and installation instructions.**



Part No: **RM**
Reader module.
(Item may vary in appearance slightly due to production changes.)

***This part is serviceable by our repair centre.**

* Depending upon the condition of the returned reader a pre serviced exchanged unit may be supplied in lieu of the original item.